


Drawing: I need space

collagraphy	A printmaking process that uses textures to create interesting surfaces within a print.
decision	After taking different things into account you come to a conclusion.
futuristic	An object or image that looks like it is from the future.
imagery	A collection of visual images.
propaganda	Information, that may be misleading, to promote an often political cause.
purpose	The reason for something being created.
retrofuturism	A vision of what the future might look like created in the pre-1960s.
technique	Applying a particular method of making something.

Impact of the Space Race on art and design



Retrofuturism



Art produced between 1950-1960 that depicted what people imagined the future would look like.

Credit: Look and Learn / Bridgeman Images

What was the space race?



During the 1950s and 1960s, the United States of America and the Soviet Union were competing for supremacy in many areas, including competing to explore space.

Drawing: I need space


Making a collagraph printing plate

Step 1

Glue the different textures to your flat cardboard plate.


Top tip!

It must be allowed to dry completely before you use it.



Step 2

Completely cover your plate with printing ink. Use a thick brush to get into all the gaps. Make sure the ink is evenly applied.

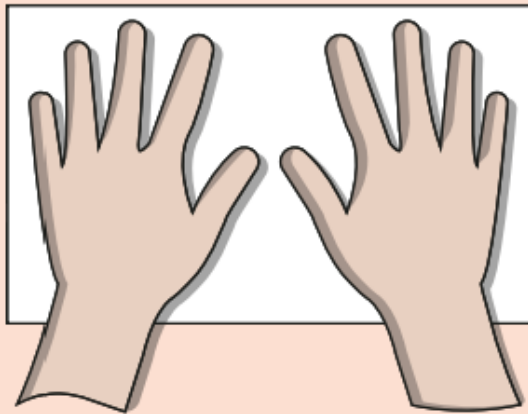


Step 3

Place your inked plate onto your paper and press firmly all over. You can use a dry roller to do this.

Top tip!

Work from top to bottom to smooth over the entire plate.



Step 4

Peel the paper away from the printing plate to reveal your print!

